



IMPORTANT DATES

SOUTH PLYMPTON

JUNE

- Mon 8 **Public Holiday**
- Mon 15 - Fri 19 Year 10 & 11 Exams
- Tue 16 Principal's Conversation Video Conference for Junior School, 11am
- Wed 17 Principal's Conversation Video Conference for Middle and Senior School, 11am
- Fri 19 End of Semester 1

BROOKLYN PARK

JUNE

- Mon 8 **Public Holiday**
- Fri 19 End of Semester 1

From the Head of Senior School

Dear Families and Friends

What does it mean to be a child of God?

Firstly, it is an astounding honour we have been given as people. It certainly should have an impact on how we choose to view others, all others – even those so completely different to us. We are imago Dei, made in the image of God, as Paul tells us we are ‘*a new self, created to be like God in true righteousness and holiness*’ (Ephesians 4:24). If this is the case for all people, how much more are we, as Christians who understand this truth, required to move into relationship with others who are in the likeness of Christ, the servant king. How do we develop the character traits of Colossians 3:21? That is: compassion, kindness, humility, gentleness and patience? Let alone how do we develop these traits in our students?

We talk the talk. We also need to walk the walk.

In Senior School at Emmaus Christian College we place a significant focus on the growth of the Christian character of our students. We are concerned with the development of the whole student, (spiritually, emotionally, physically and intellectually), as well as the academic achievement of each student. As staff and parents – we need to be an example.

Our extra curricular programs, pastoral care, worship and Christian outreach, ensure we promote a social justice mindset and Christian service. Students have the opportunity to discover what it means to participate in a socially just world through several of our camps and programs. These include the Social Justice Camp in Year 10 (in Term 3); the Ernabella Trip in Year 11; ECCO (Emmaus Christian College Outreach); and the Vietnam/Cambodia Trip in Years 11 or 12.

Further to this, our Student Leaders set up a lunchtime program at Forbes Primary School two years ago. This has been a wonderful way of reaching out to primary students and staff who are similar, but different – yet still imago Dei. Last year this went a step further – we now have a weekly reading program for these students which was open for all senior students to participate in. It is a beautiful thing to see the connections between our students and the primary students they mentor by reading with them. Corona virus has meant that we have put our visits to Forbes on hold, but the students sent a recording of reading their favourite children’s books for our primary friends to read during the isolated time of Term 2. We miss our buddies and cannot wait to return.

This term student leaders have decided to visit the ELC and Junior Primary students at Brooklyn Park in order to share activities and put in time to help these students feel part of the broader Emmaus Community. We had a wonderful time reading, creating a collage, decorating biscuits and playing ball games at recess time. It is this aspect of College life that is truly exciting as we help our students view their roles beyond the school gate and to serve in the community around them.



Weekly Coffee Connect
South Plympton
Postponed until further notice
Brooklyn Park
Postponed until further notice

Weekly Prayer Connect
Postponed until further notice

Andrea Gear
Head of Senior School

Junior School - South Plympton

The Year 3/4 students have returned to school this term eager and ready to learn. While extra curricular activities are reduced, the students are wholeheartedly embracing all of the interesting hands-on activities each class is doing. We have been busy designing sundials in Science, experimenting with quilting in Visual Arts and building 3-D models in Mathematics.



Corrinna Smith
Year 3/4 Teacher

Performing Arts

Music News

Our team of Instrumental Tutors have been delivering remote lessons to their students while restrictions have been in place. At the start of Week 4, we were very pleased to welcome our Tutors back onsite for face to face lessons. This term students are working towards their Music Performance Levels held in Week 6 (1-5 June). Performance Levels gives our students an opportunity to perform the pieces they have been working on, rewarding their diligence in practice and the progress they are making on their instrument(s). If anyone is interested in learning an instrument, we do have some vacancies, please complete the Instrumental Tuition form available on our College website, or through Student Services. We do have a Wait List for Vocal tuition but are currently working through the process of adding another Vocal tutor to our team of tutors.

With our Instrumental Tutors back onsite, this means that our Ensemble Directors are also able to deliver face to face rehearsals and so all ensembles have now recommenced weekly rehearsals. We are certainly enjoying hearing the music being played in the rooms of the Music Suite once again and thank God for this...in the words of Author George Eliot, *"Life seems to go on without effort when I am filled with music"*.

Please do not hesitate to contact me if you have any questions, 8292 3225 or tmedhurst@emmauscc.sa.edu.au

Tracey Medhurst
Performing Arts Assistant

College News

Blanket/Jumper Collection for Ernabella

As winter comes upon us, we would like to support our brothers and sisters in Ernabella, as the average temperature at night is a freezing 4 to 5 degrees. Emmaus has had a 25-year relationship with Ernabella on the APY Lands with camps between the two schools. If you would like to donate blankets and jumpers (children and adults), we will be collecting them at school on Friday 29 May. Please bring them laundered to the Front Office anytime during the day. Thank you.

Principal's Conversation Video Conferences

This term, we are hosting Principal's Conversation Video Conferences. The dates of these tours are as follows:

South Plympton Campus - Junior School (F - Year 6)

Tuesday 16 June, 11am

South Plympton Campus - Middle and Senior Schools (Years 7 - 12)

Wednesday 17 June, 11am

Brooklyn Park Campus - ELC to Year 6

Wednesday 24 June, 11am

You will need to book in the same way, using the same form for the Principal's Tours on our [website](#). After booking, you will receive an email confirmation a week prior to the event with your Google Meet invitation link. You will need to join the meeting using this secure [link](#).

At this stage we are planning on going ahead with the usual Principal's Tours for Term 3 and 4 at Brooklyn Park and for Term 3 at South Plympton.

Launch News

Year 6 Student Leaders - ECC Junior School Lego Masters Competition

The Year 6 leaders came together on the first Monday of Term 2 to discuss how we could help the school community during this time. We brainstormed ideas and decided to have a Lego Masters competition for Junior School students.

Every F-6 student will have an opportunity to participate. The competition will have various categories and each year level will be limited to a maximum number of bricks to use in their builds.

Foundation to Year 2 students - create a build based on a Fairy tales or a Nursery Rhyme, built with 100 bricks

3/4's - create a "New World", built with 200 bricks

5/6's - create a character or a vehicle, built with 250 bricks

Students are not to use sets and their creations should be original.

Judging

All Lego creations are to be brought to the OSHC area between 8.15am and 8.35am on their competition day.

Foundation students	- Monday Week 6, June 1 st
Year 1/2 students	- Tuesday Week 6, June 2 nd
Year 3/4 students	- Tuesday Week 7, June 9 th
Year 5/6 students	- Monday Week 8, June 15 th

Lego Builds will be judged on the day the students bring their creations to school, and then taken home on the same day at 3.10 pm.

The student's creations will be judged by the six student leaders using the following criteria:

- The best storyline
- Aesthetics
- Design/structure

There will be a \$5 canteen voucher for the winners in each category.

If you have any queries, please contact Mrs Milne via [email](#).

Andrea and Eliza

Year 6 School Captains

On behalf of the Junior School Student Leadership Team

Uniform Shop

2020 Normal Opening Hours

Monday	8.30am - 10.00am 3.00pm - 5.00pm	Thursday	8.30am - 10.00am 1.00pm - 1.30pm 3.00pm - 5.00pm
--------	-------------------------------------	----------	--

If you need any uniform, please do not hesitate to [email](#) or phone. You can also order and purchase items via phone on 08 8292 3810.

Christine Blom-Cursaro
Uniform Shop Manager

First Aid

National Burns Awareness Month

The National Burns Awareness Month (1-30 June) aims to drive greater awareness amongst the Australian community of burns prevention and the correct first aid treatment for burns.

National Burns Awareness Month is an initiative of Kidsafe, Australia's leading community organisation dedicated to child injury prevention, and held in June each year as there is a significantly increased risk of burns during winter.

Please take the time to read through the attached brochure which contains lots of helpful information, including first aid for burns.

Thank you

Ros Argent and Maria McIver
First Aid Officers

Senior School

Emmaus really has got talent!

Necessity is the mother of invention. Despite our inability to meet together as a sub school to perform live for this inaugural event, we created a video competition that meant so many more students got involved. The variety of acts was impressive, and a bit interesting... However, congratulations must go to the winners, who are:

People's Choice Teacher Awards:

- 1st - Live Performance of 'Still Into You' by Paramore (performed by a Year 11 group: Angela, Jelena, Cameron and Joshua)
- 2nd - Magic Man Returns (original magic show by Ben, Year 12)

People's Choice Student Awards:

- 1st - Backstreet Boys (comedy skit performed by Year 11/12 group: Jacob, Daniel, Benjamin, Noah, Patrick, Fletcher and Paul)
- 2nd - Live Performance of 'Still Into You' by Paramore

Best Home Group Video:

TikTok Dance video by Mrs Wildman's Home Group

Congratulations on a stellar effort to all of our participants. A special mention to Ms Amoy and Ben who put in many hours making it happen to such a great standard. It was appreciated.

See attached the original voting posters.

Andrea Grear
Head of Senior School

PEOPLE'S CHOICE VOTING OPTIONS:



Gandy Dancer



Chicken Dance



Backstreet Boys



Asians + A Very White Boy



Cade, Sam and Hamish




4 out of 5 Dentists (or is it)



'Urge'



Magic Man Returns



Transylvania Cover

EGT HOME GROUP ENTRIES




Ducker
Fuller House



Verco
Ear Cleaner



Leighton
God Save the Queen



Chu
Dominos



Potter
Advertisements



Bates
Trick Shots



Brenkley
Shallow



Burrow
Ticktacular



Wildman
Tik Tok Dance


PEOPLE'S CHOICE VOTING OPTIONS:



How to Be Safe at Emmaus




12 Physics
Gonna Fly Now



Mr Brenkley Card Trick



Lunchtime Soccer



Potato Song



Take 2



Swannabes

THERE WILL BE A FIRST AND SECOND PRIZE FOR BOTH THE STUDENT AND TEACHER VOTES:

- FIRST PRIZE \$60 voucher
- SECOND PRIZE \$40 voucher

Kidsafe is here to assist you. This is general information and if you require specific advice please contact us to discuss further.

Kidsafe is the leading independent, not-for-profit organisation dedicated to the prevention of unintentional death and serious injury to children aged 0–15 years. We are committed to reducing the incidence and impact of unintentional injury.

Burn injury statistics

- Children aged 12–24 months account for 33% of paediatric burn injury cases.
- The most common cause of burn injury to children is scalds (57%) followed by contact (23%) and flame (10%) injuries.
- Hot beverages are the most common cause of scald injury to children followed by water from a saucepan, kettle, jug, billy, urn or thermos and scald injury from food.
- 79% of burn injuries to children occur in the home environment.
- The kitchen is the most common location in the house for a child to be burned (50% of cases). The next most common location is the living room, playroom or family room (18%) and the garden or yard (12%).
- Flame burns are the predominant cause of burn injury for adolescents aged 11–19.

DATA SOURCE: BURNS REGISTRY OF AUSTRALIA AND NEW ZEALAND, ANNUAL REPORT 2016/2017



79% of severe burns to children
HAPPEN IN THE HOME

Burns First Aid

+ REMOVE

Remove all jewellery from around the burn area. Remove any clothing and nappies around the burn area **unless it is stuck to the skin.**

+ COOL

Cool the burn under cool running water for 20 minutes. Cool the burn, warm the patient.

DO NOT use ice or creams as this can further damage the skin.

+ COVER

Cover the burn loosely with cling wrap or a clean, damp lint-free cloth.

+ SEEK

Seek immediate medical advice if the burn is:

- + larger than a 20 cent coin
- + on the face, hands, groin or feet
- + deep or infected
- + caused by chemicals, electricity or if signs of inhalation injury (blackening around mouth or nostrils, swelling of airways) are evident.

In an Emergency call 000 or 112 if your mobile is out of range or credit.

For further medical information contact your local Burns Unit or Hospital.



Burns Safety
Around the Home



For more information, contact Kidsafe:
www.kidsafe.com.au



Severe burn injury can be life threatening, and even small burns can be dangerous for young children. All are painful and can have a lasting impact on your life.

The majority of burns are PREVENTABLE and by being aware and making small changes, you can help to keep you and your family safe!

Reduce the risk of burns around your home and keep your family safe!



Reduce burns around the home:

- Never drink a hot drink while holding a baby or young child.
- Use power boards instead of 'piggy-backing' double adapters.
- Block power points with safety plugs.
- Keep matches and lighters in secure cupboards and out of reach of children.
- Install smoke alarms and replace batteries every year at the start of winter.
- Keep candles away from curtains and other materials and never leave them unattended.
- Use fire guards to shield young children from falling against combustion heaters or open fires and to stop sparks from escaping.
- Keep young children away from treadmills or use a safety guard.
- Keep buckets of hot water out of reach of young children.
- Sit at least a metre from the heater when keeping warm.
- Keep drying clothes at least a metre away from the heater.
- Regularly clean lint filters for clothes dryers.
- Ensure your home is fitted with a working electrical safety switch.

Reduce burns in the bedroom:

- Ensure children's nightwear is labelled as 'Low Fire Danger'.
- Replace hot water bottles every year.
- Follow heating instructions for wheat bags and hot water bottles and remove them from the bed before getting in.
- Switch off electric blankets prior to getting in bed.
- Never use heat packs or hot water bottles directly on skin.

Reduce burns in the bathroom:

- Lower the delivery temperature of hot water in your bathroom and ensuite to a maximum 50°C. **Hot water from the tap at 60°C can burn a young child in less than a second!** Contact a licensed plumber to install mixing valves that safely lower the delivery temperature of water.
- Always supervise children when they are in the bath or shower.
- Turn the cold water tap on first and off last.

Check bath water before placing a child in the water – if it feels too hot on the inside of your wrist it will be hot enough to burn a baby or young child within seconds. If unsure use a water temperature gauge to test the water.

Unplug and store hair dryers, straighteners and curlers in a secure cupboard.

Teach your child about the potential dangers of electrical appliances.

Install grip bars and rubber mats in the shower and bath to prevent slips or falls.

Reduce burns in the kitchen:

- Keep cups of hot drinks out of reach of children.
- Install a barrier to the kitchen to keep young children away from cooking areas.
- Place appliance cords and saucepan handles towards the back of benches, tables and stoves.
- Keep kettles, jugs and teapots away from the edge of benches or tables.
- Do not move pots of hot oil or water across the kitchen.
- Place the microwave out of reach of young children but at a chest height for adults.
- Check the temperature of food cooked in a microwave after it has been stirred before eating.
- Spend time with your child teaching them basic kitchen safety. This can be done using toy kitchen sets or while cooking together.
- Purchase and use oven mitts.
- Keep a fire blanket and fire extinguisher near the kitchen and easily accessible.

Reduce burns outside:

Store chemicals and poisonous substances in original containers.

Secure and store all chemicals out of reach of children.

Wear gloves when fitting a gas cylinder to the BBQ. Have the cylinder, hose and connections checked regularly.

Allow lawn mowers or other motorised equipment to cool before filling with petrol or cleaning with solvents.

Wait for the car radiator to cool before releasing the cap (this may take 20 minutes).

Encourage children to play in shade and to wear hats and suitable clothing when they are outside.

Always extinguish fires and campfires with water, never sand or dirt.